

Top 10 Reasons to use PowerTeacher Pro For Standards and Traditional Grading

“Why Change” discussed - MEP



1. PTPro is web-based

- Use your phone,
- Your computer,
- Your tablet,

Or any device that connects to the web using a browser like Internet Explorer, Safari, Firefox, and Chrome.



2. PTPro doesn't need JAVA or other app

No more updating the gradebook application

Or finding the right version of JAVA



3. PTPro links right from PowerTeacher

Just one click on the PowerTeacher start page.



Current Classes

HR(M-F)	Homeroom Gr K PowerTeacher Pro			
MM(M-F)	Morning Meeting Gr K PowerTeacher Pro			

4. PTPro Score Inspector is easy to use

Score Inspector appears on the right side of screen when you click in the box to enter a grade.

Scores Inspector already knows what kind of grade you will give to the assignment or standard.

Click, tap or type to enter score.



5. PTPro lets you work with all your classes at once

You can switch between classes.



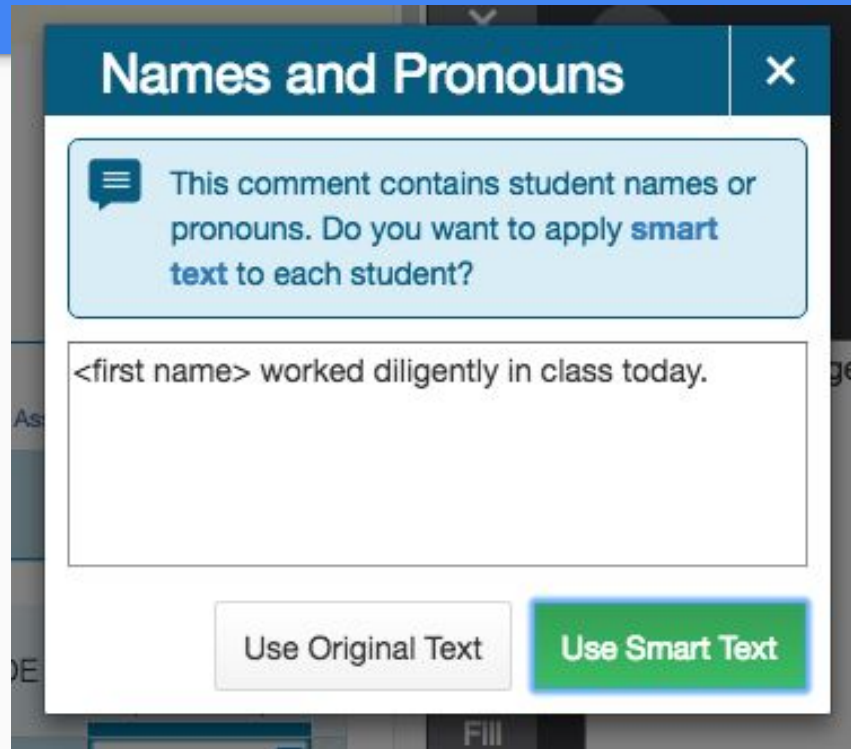
You can add assignments to multiple classes. You can also grade those classes together or score the standards together.

		Select Classes
HR(M-F) Homeroom Gr K	16-17	<input checked="" type="checkbox"/>
Other Classes		<input type="checkbox"/>
MM(M-F) Morning Meeting Gr K	16-17	<input type="checkbox"/>
P3(M-F) English Language Arts K	16-17	<input type="checkbox"/>

6. PTPro comments personalize with one click

Use SMART TEXT:

Type or paste a comment with a name or personal pronoun. Fill down. Click green box and each comment will be personalized by name and gender.



7. Easily Personalize your PTPro

Tweak Display Settings to match your needs

One click back to PowerTeacher

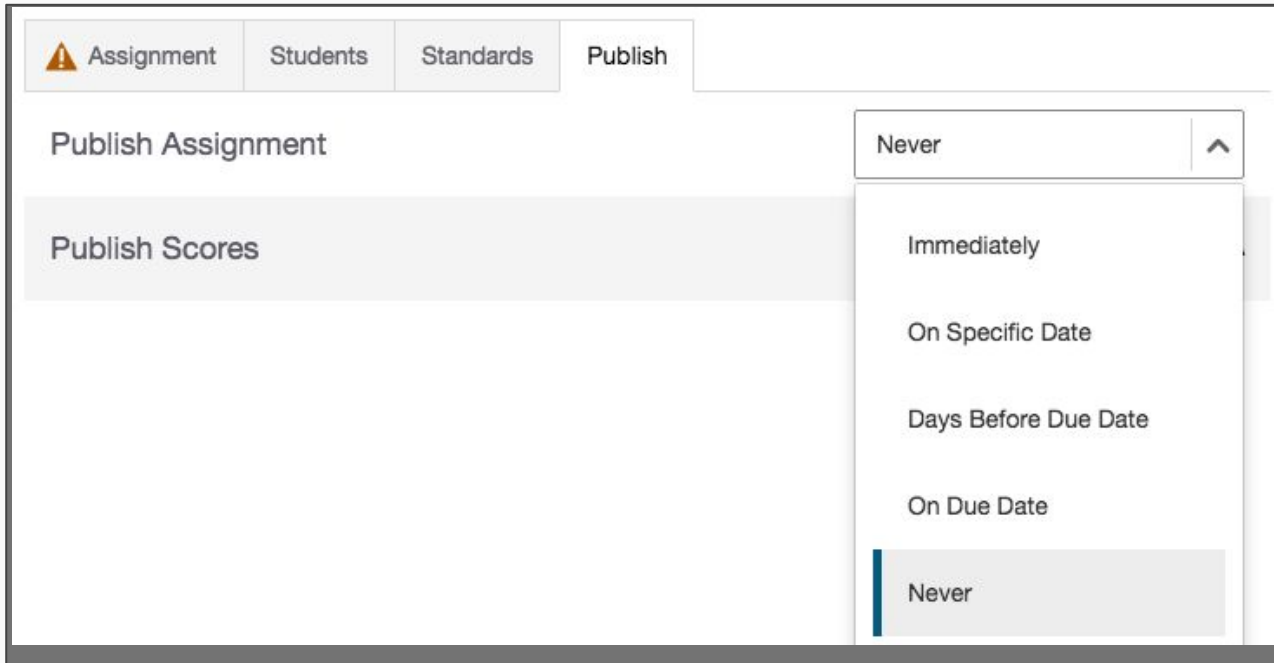
Design your own Student Roster Reports

Click the APPS charm to jump to connected applications

Share class descriptions

Select your own categories for assignments

8. PTPro assignments can keep secrets



The screenshot shows a software interface with a top navigation bar containing four tabs: 'Assignment' (with a warning icon), 'Students', 'Standards', and 'Publish'. Below the 'Publish' tab, there is a 'Publish Assignment' section and a 'Publish Scores' section. A dropdown menu is open from the 'Publish' tab, displaying the following options: 'Never' (selected), 'Immediately', 'On Specific Date', 'Days Before Due Date', 'On Due Date', and 'Never' (at the bottom, highlighted with a blue bar). The 'Publish Scores' section is currently empty.

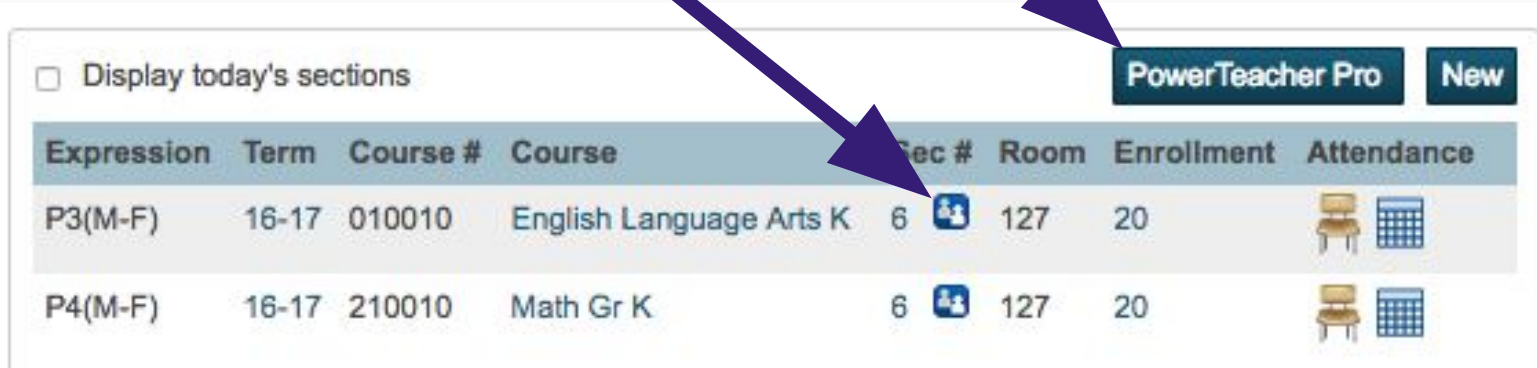
If you want to use PTPro as a gradebook you can decide if or when to publish assignments or their scores.

You can also just grade standards.





9. PTPro works well with multiple staff

Collaborate with your coteachers


Administrators can view but not change grades



The screenshot shows the PowerTeacher Pro interface. At the top right, there are buttons for "PowerTeacher Pro" and "New". Below this is a table with the following columns: Expression, Term, Course #, Course, Sec #, Room, Enrollment, and Attendance. The table contains two rows of data. The first row is for "English Language Arts K" and the second row is for "Math Gr K". Both rows have a "Sec #" of 6, a "Room" of 127, and an "Enrollment" of 20. The "Attendance" column contains icons for a chair and a calendar. A purple arrow points from the text "Collaborate with your coteachers" to the coteaching icon in the first row. Another purple arrow points from the text "Administrators can view but not change grades" to the "PowerTeacher Pro" button.

Expression	Term	Course #	Course	Sec #	Room	Enrollment	Attendance
P3(M-F)	16-17	010010	English Language Arts K	6	127	20	 
P4(M-F)	16-17	210010	Math Gr K	6	127	20	 

10. PTPro data features help teachers



Show class statistics

Show individual student growth

Flag grading errors

Share data in special reports

A screenshot of the PTPro Standards Progress interface. The interface shows a table of standards for "Homeroom Gr K" with columns for "STANDARDS", "GRADE DISTRIBUTION (T1)", and "ASSIGNMENT". A modal window titled "Standards Progress" is open, displaying a bar chart and explanatory text. Callout boxes highlight various features: "Class Standards" points to the search bar, "Standards Grades Distribution" points to the bar chart, "View Student Detail" points to a button, and "View Assignment Detail" points to another button. A "Reporting Terms" dropdown is set to "T1".

Standards Progress

Reporting Terms: T1

Class Standards

Standards Grades Distribution

View Student Detail

View Assignment Detail

Homeroom Gr K

STANDARDS	GRADE DISTRIBUTION (T1)	ASSIGNMENT
PR.00 - KINDERGARTEN REPORT CARD STANDARDS	0	0
PR.00.01 - Cooperation-Works and plays collaboratively with peers	0	0
PR.00.19 - Cooperation-Is respectful to	0	0
PR.00.02 - Assertion-Uses positive str	0	0
PR.00.03 - Responsibility-Follows and	0	0
PR.00.21 - Responsibility-Makes good	0	0

Standards Progress

This page displays the standards for the class. You can plan assignments for each standard. After scores are entered, the grade distribution displays the current standards grades for the class. At a glance, you can see which standards need the most attention, which are on track, and how many times a standard has been assessed. You can click on a distribution to view the specific students being assessed, along with their progress by term. You can also view the assignments for each standard.

Close

To learn more about PowerTeacher Pro

- Check out additional documentation on the website under Teacher Resources
- Connect with TechSupport Staff, Marcia Pereira, Jason Gray, Monica Allen, Building Tech Staff, or fellow teachers
- Watch the presentations on PowerSource in Distance Learning